



A (very rough) implementation of **multivendor Shipping and Tax** for Quick2Cart by TechJoomla
 v. 2.0 – 2.1 *Released on 2014/06/04*

Please find the download at http://www.fasterjoomla.com/files/fj_q2c_plugins_0.2.zip

1. Unzip the package
2. Install the three plugins
3. Open the plugin manager and enable the new plugins

| | | | | | |
|-------------------------------------|--------------------------|-------------------------------------|--|-------------|---------------------|
| <input checked="" type="checkbox"/> | <input type="checkbox"/> | <input checked="" type="checkbox"/> | FJ Multivendor Shipping Charges for Quick2Cart | qtcshipping | qtc_fi_shipping |
| <input checked="" type="checkbox"/> | <input type="checkbox"/> | <input checked="" type="checkbox"/> | FJ Multivendor Tax for Quick2Cart | qtctax | qtc_fi_tax |
| <input checked="" type="checkbox"/> | <input type="checkbox"/> | <input checked="" type="checkbox"/> | Quick2Cart FJ Extra Fields | system | qtc_fi_extra_fields |

(leave the old ones enabled so they will provide defaults when you first edit the shops)

4. Open each shop and set up the default configuration.

Vanity URL
 Your store url is : *http://qtc.local/i*

Extra fields

Tax

Shipping

Shipping Limit

Note: You are allowed to create only 1 store(s)

5. Disable the shipping / tax default plugins

| Status | Plugin Name | Type | Element | Access | ID |
|-------------------------------------|--|-------------|----------------------|--------|-------|
| <input checked="" type="checkbox"/> | Shipping Charges to Quick2Cart | qtcshipping | qtc_shipping_default | Public | 10043 |
| <input checked="" type="checkbox"/> | FJ Multivendor Shipping Charges for Quick2Cart | qtcshipping | qtc_fi_shipping | Public | 10063 |
| <input checked="" type="checkbox"/> | Taxation to Quick2Cart | qtctax | qtc_tax_default | Public | 10044 |
| <input checked="" type="checkbox"/> | FJ Multivendor Tax for Quick2Cart | qtctax | qtc_fi_tax | Public | 10064 |
| <input checked="" type="checkbox"/> | Quick2Cart FJ Extra Fields | system | qtc_fi_extra_fields | Public | 10062 |


You're ready to go! For any info, questions, write to support@fasterjoomla.com

FJ Extra Fields Plugin


This plugin serves many purposes. Most are optional in the configuration.

Custom banner

Store banner:



Generic banner



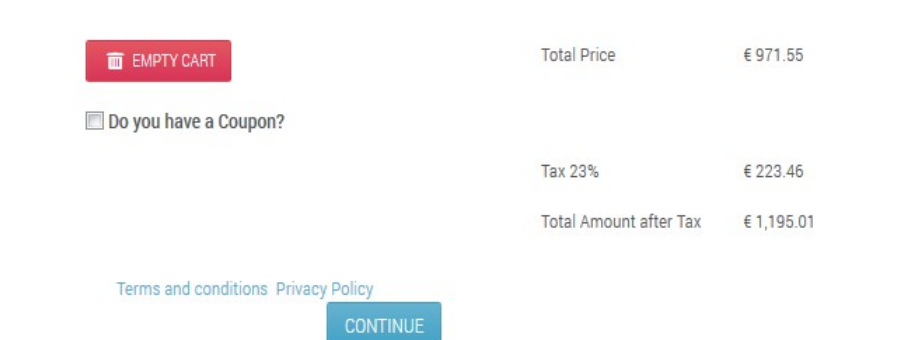
In the plugin configuration you define a default banner. Then the store owner can override it with their own.

Custom terms and conditions and privacy

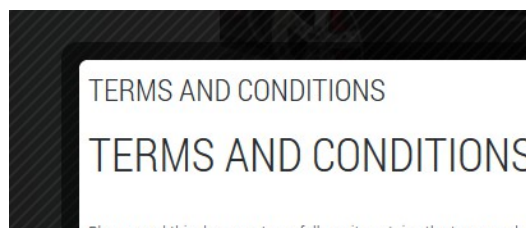
In the store view:



Or during cart checkout:



they popup in a colorbox



Edit store configuration

EXTRA FIELDS

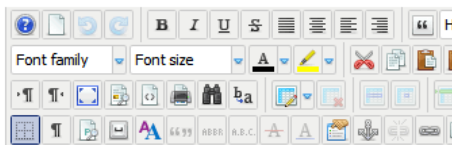
Tax (VAT)

Shipping

Shipping Limit

Terms and conditions

[Toggle Editor]




Terms and Conditions of s

bla bla bla here each customer will enter their terms (b
Path: div.custom article » div.AGrey12pxR » div » h1

Privacy statement

[Toggle Editor]



Privacy policy for Shop1a

We sell your data to spammers from Romania and Ukraine only.

Important information regarding the use of this site.

Path: h2

Store Banner

Sfoglial... Nessun file selezionato.



Extrafields Plugin configuration

Main option: allow multicart.

Plugin **Advanced**

Quick2Cart FJ Extra Fields

system / qtc_fj_extra_fields

This system plugin requires Quick2Cart. It adds terms and conditions, and privacy notice, customized for each shop. Additionally it adds tax and shipping extra fields to stores in multivendor mode. You will need the two extra plugins qtc_fj_tax and qtc_fj_shipping. Open each shop and set their custom configuration, the defaults will NOT apply once the default plugins are unpublished.

Allow multivendor cart

Please read the tooltips they explain every option at length. In order to use the "Banner Container Selector" you need some understanding of classes and styles in your markup.

Plugin Manager: Quick2Cart FJ Extra Fields

Plugin **Advanced**

Show Terms and Conditions on the store view

Show Terms and Conditions during checkout

Customize the Terms and Conditions per each store

Default terms and conditions

Show Privacy on the shop view

Show Privacy during checkout

Customize the privacy page per each shop

Default privacy statement

Customize the banner per each shop

Default banner

Banner container selector

Folder for store banners